


# Happy New Year



## Supplies you'll need



crayons



scissors



glue



balloon



toilet paper  
tube




tape

## What is New Year's Eve?

New Year's Eve is a celebration that marks the end of the calendar year and the start of a new one.


Festivities begin on December 31st and go until January 1st. Common traditions include making resolutions, fireworks, and counting down out loud.

## Sago Mini Fan Feature



### Meet Inez, age 4

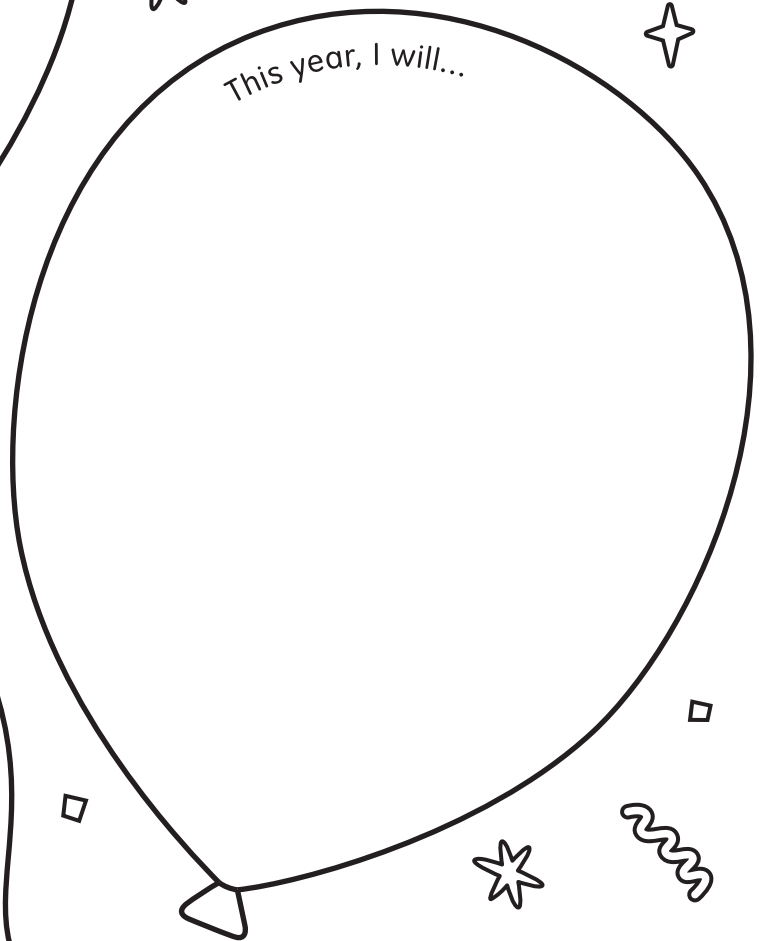

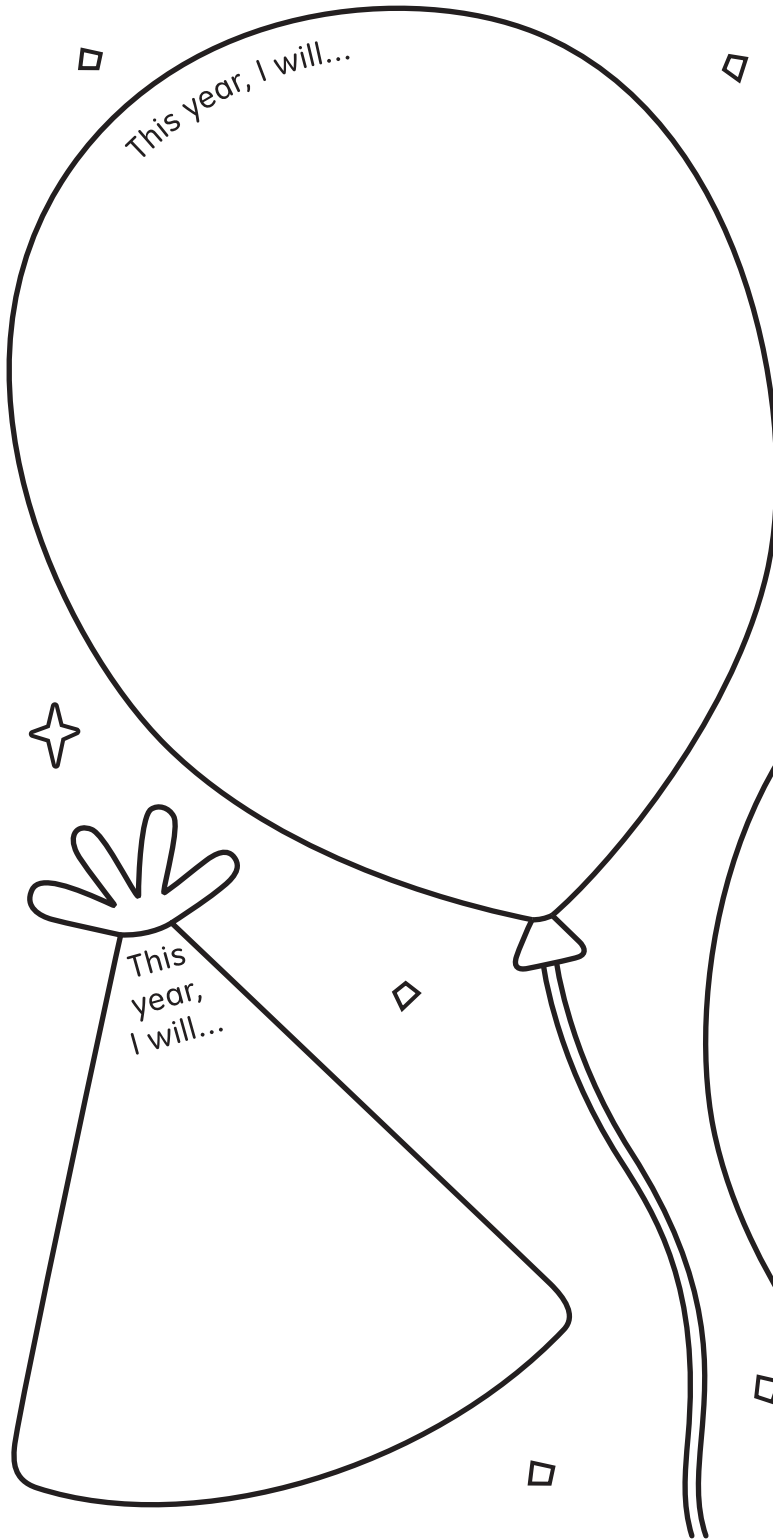
Inez celebrates New Year's Eve with her family. Her favorite parts of New Year's Eve are watching fireworks and staying up late.





When the clock struck 12,  
everyone cheered and fireworks lit up the sky!

# My 2025 New Year's Resolutions



Name: \_\_\_\_\_

Age: \_\_\_\_\_


# DIY Confetti Popper

Confetti can get messy, but it's also fun. That's why it's reserved for special occasions like New Year's Eve.

Follow the steps below to make your own confetti popper, and use it to ring in the new year!



## CONFETTI




## Instructions




### 1. Color and cut

Color in the tube cover and confetti, then cut out along the dotted lines.




### 2. Wrap tube

Wrap the tube cover over the toilet paper tube and glue it in place.



### 3. Add balloon

Tie a knot on one end. Cut off the top, then stretch the balloon over the end of the tube. Secure with tape.



### 4. Load and launch

Add the cut confetti into the opening. Pull back on balloon end and then release to launch confetti.