


# Happy Diwali



## Supplies you'll need



crayons




scissors




glue

## What is Diwali?

Diwali, or Deepawali, a holiday originating in India, is the festival of lights that signifies peace, joy and light over darkness.





## Sago Mini Fan Feature




### Meet Ziya, age 4

Ziya celebrates Diwali every year with her family. Her favorite parts of Diwali are seeing her cousins and eating barfi, a yummy milk-based sweet!



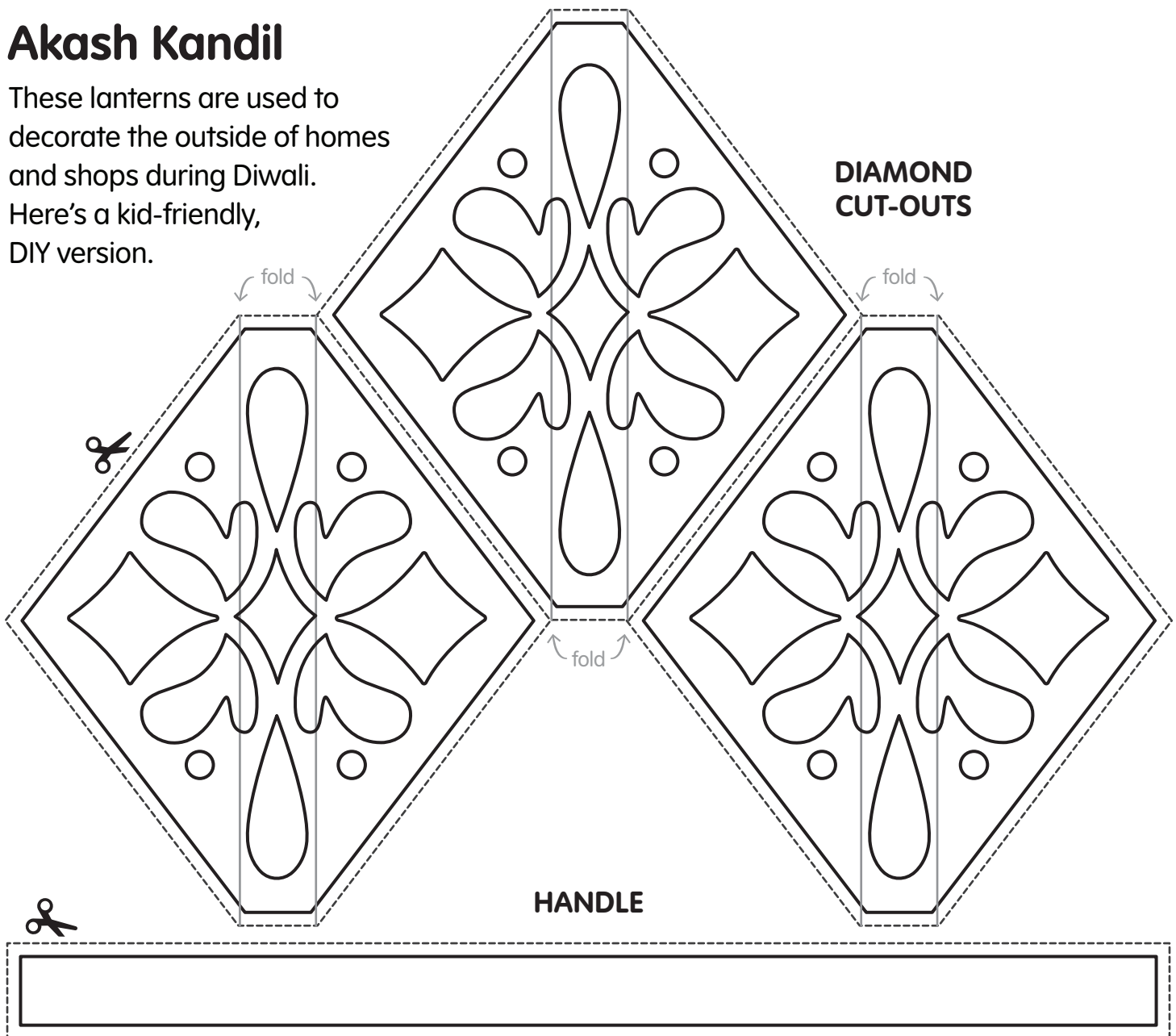





Rangoli is an Indian art form made with bright colors and patterns, often on the floor of the home.

# Akash Kandil

These lanterns are used to decorate the outside of homes and shops during Diwali. Here's a kid-friendly, DIY version.




## Instructions



### 1. Color and cut

Color in the design and cut out diamonds, handle and bottom streamers along the dotted lines.



### 2. Assemble lantern

Fold diamond shapes along fold lines, and glue center onto the lantern, and glue lantern together.



### 3. Add handle and display

Glue on the handle at the top and put the lantern on display!





GLUE

GLUE

GLUE

GLUE



GLUE

GLUE

