


Sailboats



Supplies you'll need



crayons



scissors



glue



sponge



skewer




toothpicks

**How do you make a sick
sailboat feel better?**


Give it some Vitamin Sea.

Instructions




1. Print, color, and cut

Print out the activity and color it in using crayons. Cut out pieces along the dotted line. Decide which kind of boat you'd like to create!



2. Add sails and flags

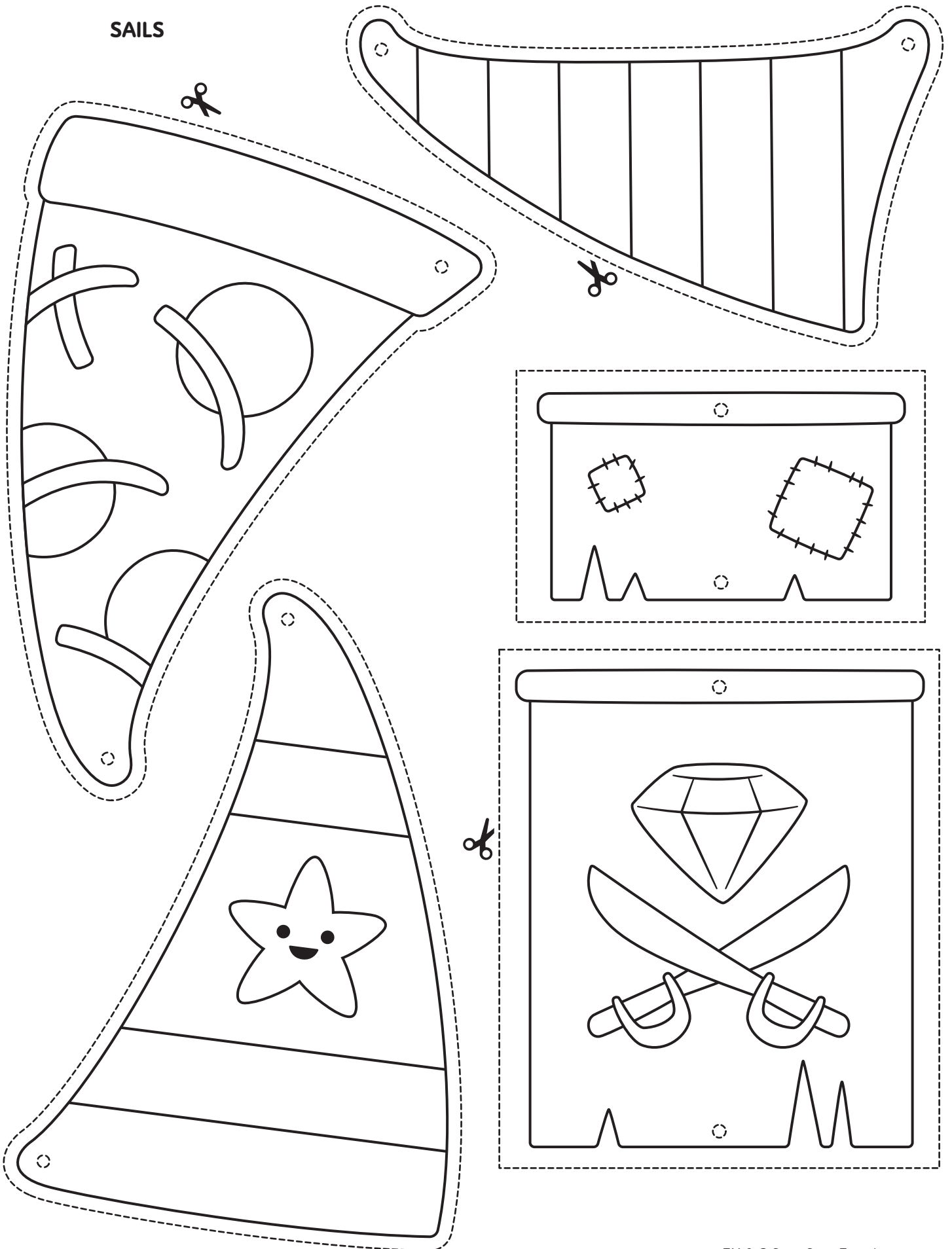
Use sharp end of skewer to poke holes into sails and slide them on. Fold and glue flags onto skewer and trim end of skewer if needed.

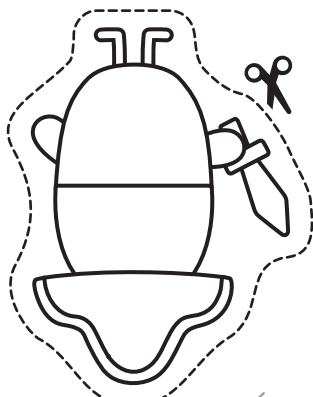


3. Add captain and set sail!


Fold and glue captain pieces over a toothpick. Poke the skewer and toothpick into the sponge and go float your boat!

SAILS







← fold →




CAPTAIN ROBIN



CAPTAIN DOUG




← fold

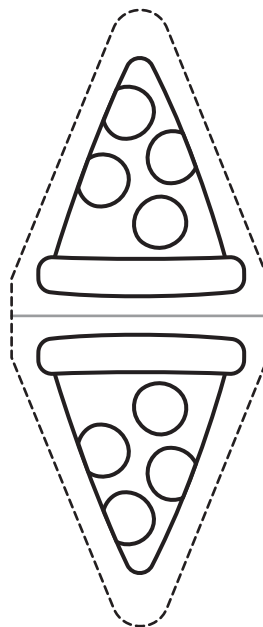



HELM

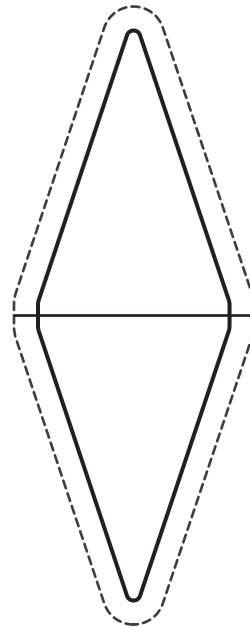
FLAGS



fold



← fold



← fold

ACCESSORIES

