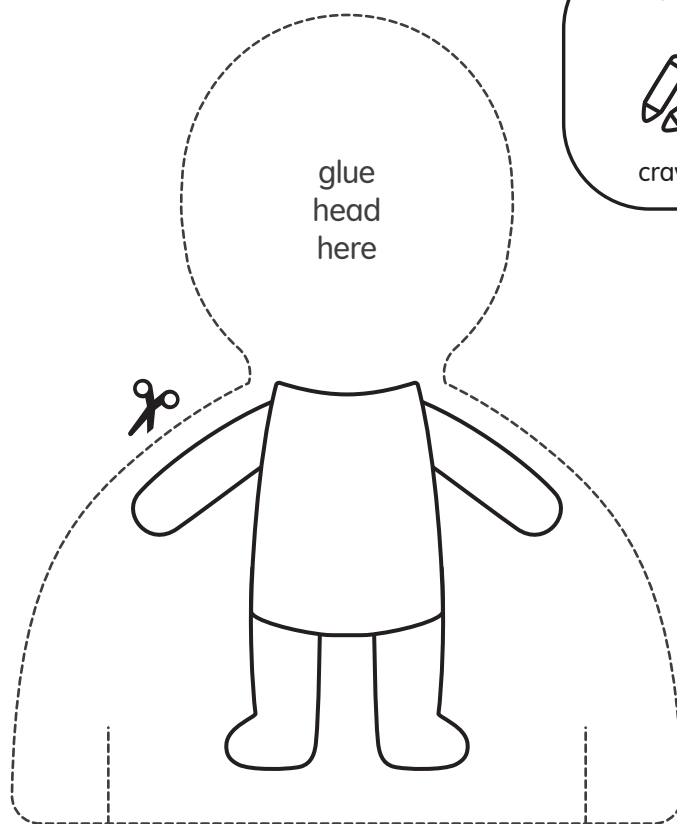


Paper People

BODY



Supplies you'll need



crayons



scissors




glue

STAND




Instructions




1. Print out and color in

Decide on elements that best represents YOU or the person you want to make! Color in your head, outfits and accessories.



2. Cut out and assemble

Cut out pieces along the dotted line. Glue the head onto the body and slot in the stand around the back of the person.






3. Dress up and play!




Dress them up by folding tabs over shoulders. Glue on any additional accessories pieces. Why not make a whole family?

HEADS 1

short hair







medium length hair





HEADS 2









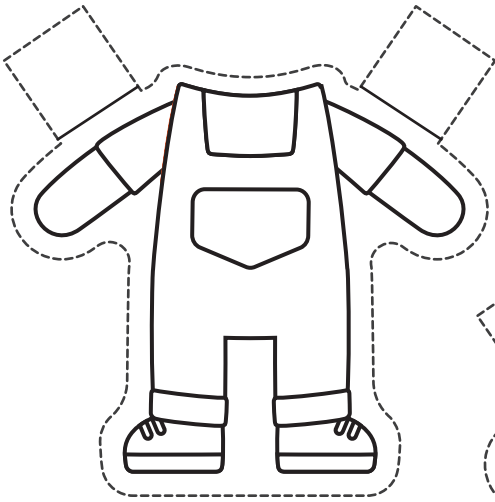
long hair



head coverings



OUTFITS



ACCESSORIES AND MORE!

