


Garbage



Supplies you'll need



Did you know?

Enough plastic is thrown away each year to circle the earth four times.

What do you call a trash can with a bad attitude?

A trash can't

Activities included in this set



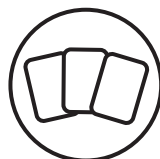
Build fine motor and spatial skills in a maze.



Count and load the garbage truck.




Practice early writing skills by tracing paths.




Sort recycling items with flashcards.




Build a town out of repurposed cardboard.






Instructions:
Help the garbage truck get to the landfill.

**SAGO
mini**





Instructions

1. Color and cut

Color & cut out the garbage items. Don't forget to color the garbage truck on the next page too!

2. Choose a number

Choose a number and place it on the truck.

3. Load the truck

Load the truck with correct number of items.

4. Play again


Choose another number!



1	2	3	4	5
6	7	8	9	10





garbage truck

Three ways to play!

1. Coloring



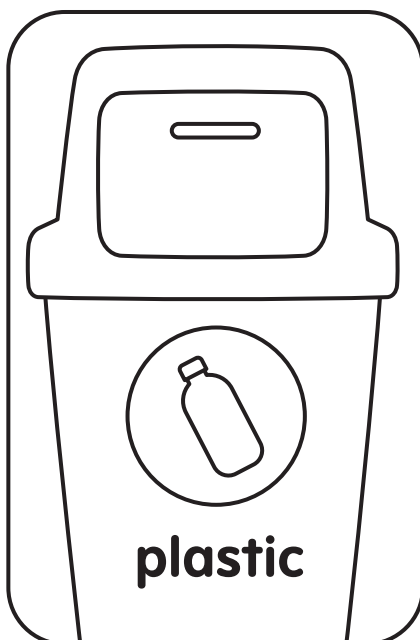
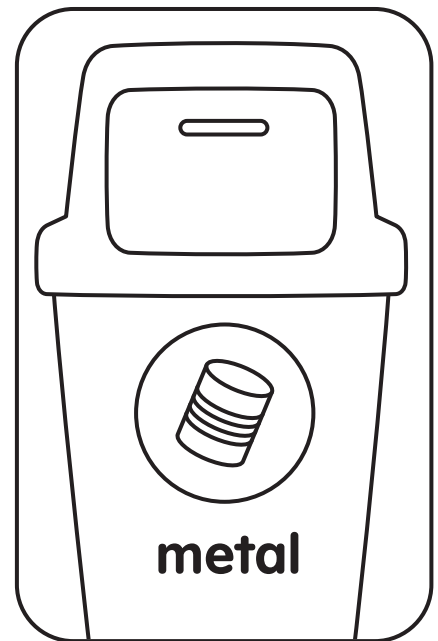

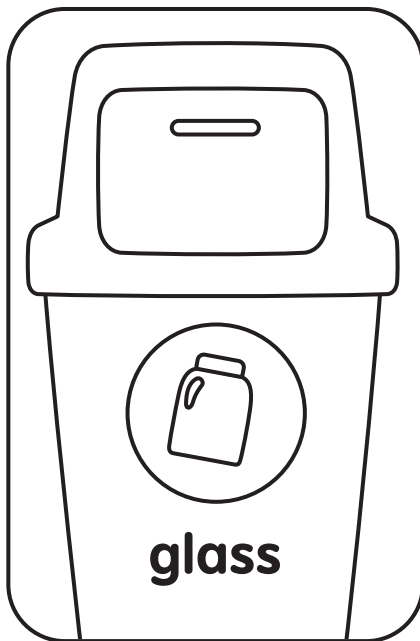
Color and cut out the cards.


2. Pretend Play

Place the receptacle cards in a row: Glass, Paper, Metal, Plastic. Then sort items correctly into columns under each bin.

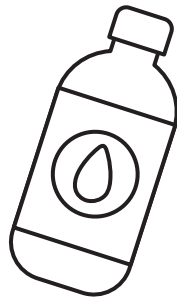
3. Vocab Cards

Use the pictures as clues to read each word.






soda can




water bottle



**detergent
bottle**




**aluminum
pie pan**



milk jug



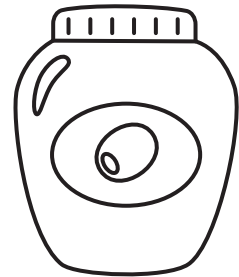
cereal box




jam jar



pickle jar



olive jar



soup can




juice bottle



**toilet
paper roll**



<p>Create your own!</p> <p>.....</p>	<p>Create your own!</p> <p>.....</p>	<p>Create your own!</p> <p>.....</p>
<p>Create your own!</p> <p>.....</p>	<p>Create your own!</p> <p>.....</p>	<p>Create your own!</p> <p>.....</p>



Instructions:

Trace the paths from the items to the correct receptacles.

SAGO
mini



toilet
paper roll



paper



pickle jar



glass



juice bottle




plastic



soup can



metal



milk carton



paper

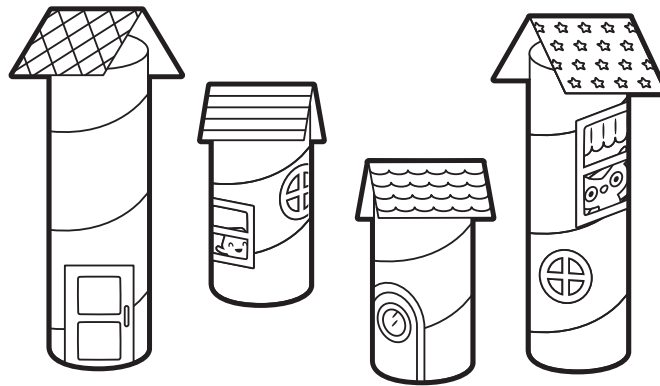


Instructions:


Color and cut out the town accessories. Fold the roofs and place them atop cardboard tubes. Paste the windows and doors onto boxes and tubes to design houses and towers.

SAGO
mini

Cardboard Town

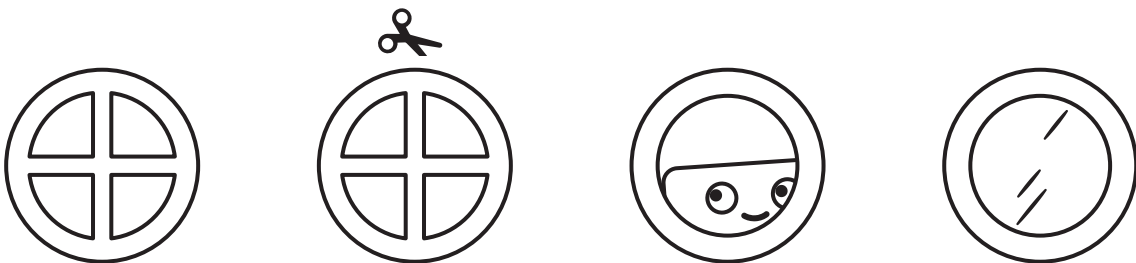

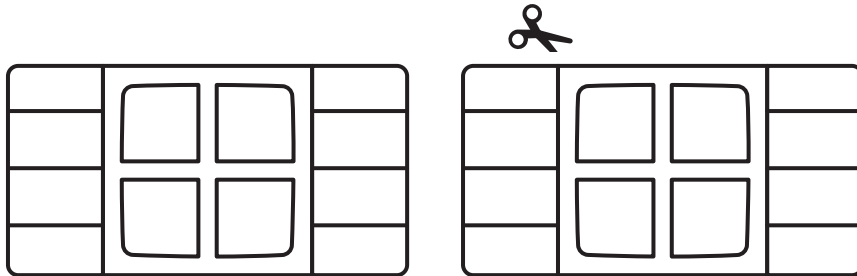



doors






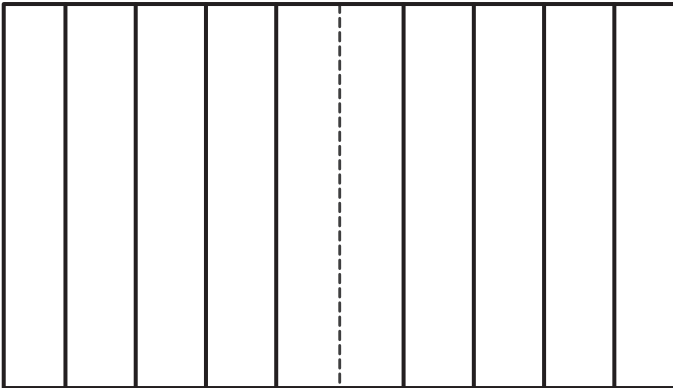
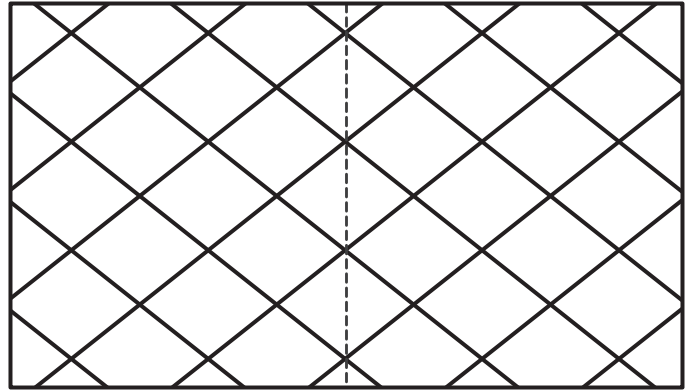
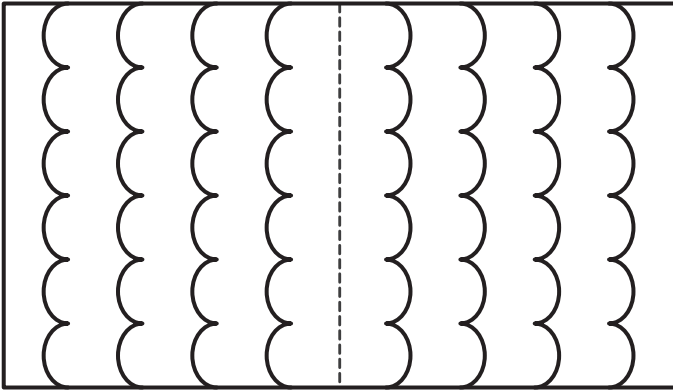
windows





roofs

fold here →



Create your own!

