


# Practice your "M" sounds

Inspired by the Sago Mini First Words app



## Supplies you'll need



crayons    scissors


## Goal:

Practice pronouncing words that have a "M" sound at the beginning, the middle and the end.

## Words being practiced:


milk, map, monkey, money, camera, hammer, lemon, stamp, farm, clam, drum, ice cream

## Instructions




### 1. Print, color, and cut

Print out the activity and color it in. Cut the flash cards along the dotted lines.



### 2. Shuffle the cards

Shuffle the flash cards and place the deck face down. Draw a card from the deck.



### 3. Say it and spot it!

Pronounce the word out loud and spot the matching picture on the picture map.

Practice your "M" sounds: flash cards

**SAGO mini**  
**first words**

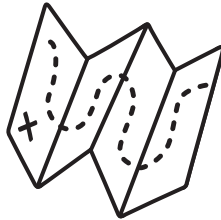


m




milk

m




map

m



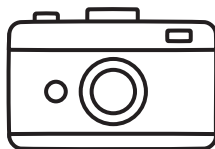
monkey

m




money

m



mcamera

m




mhammer

Practice your "M" sounds: flash cards

**SAGO mini**  
**first words**




m




**lemon**

m




**stamp**

m




**farm**

m




**clam**

m



**drum**


m



**ice cream**

# Practice your "M" sounds: picture map

m



**Word bank:** milk, map, monkey, money, camera, hammer, lemon, stamp, farm, clam, drum, ice cream