


Finger Puppet Theater



Supplies you'll need



crayons



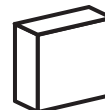
scissors



glue



tape



cereal/shoe box


"All the world's a stage."

– William Shakespeare

Why are theater jokes the worst?

They always seem staged!


Instructions



1. Print and color


Print out the activity and color.

Tip: Glue the stage onto a cereal or shoe box so it can stand up.



2. Assembly

Cut out each piece along the dotted lines. Size finger puppets onto finger and tape in place.



3. Show time!

Using the puppets and props provided, create your own fairy tale.

Tip: Place the stage on the edge of a table so you can hide out of sight.

