


# Earth Day Activity



## Supplies you'll need



crayons



scissors



tape



2 toilet paper tubes



hole punch




string

**What did the tree wear to the pool party?**


Swimming trunks

## DIY Binocular Instructions



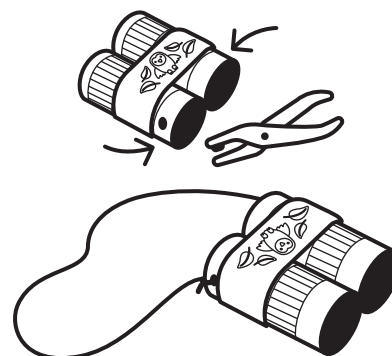
### 1. Print, color, and cut

Print out the activity and color it in. Cut out binocular pieces along the dotted line.



### 2. Wrap tubes and tape

Wrap each tube with the cover and secure with tape. Take the outer wrap and place it over both tubes and tape everything in place.



### 3. Attach string

Punch a hole on opposite side of each tube. Cut a piece of string around 2 feet long and tie each end on either side.


# DIY Binoculars

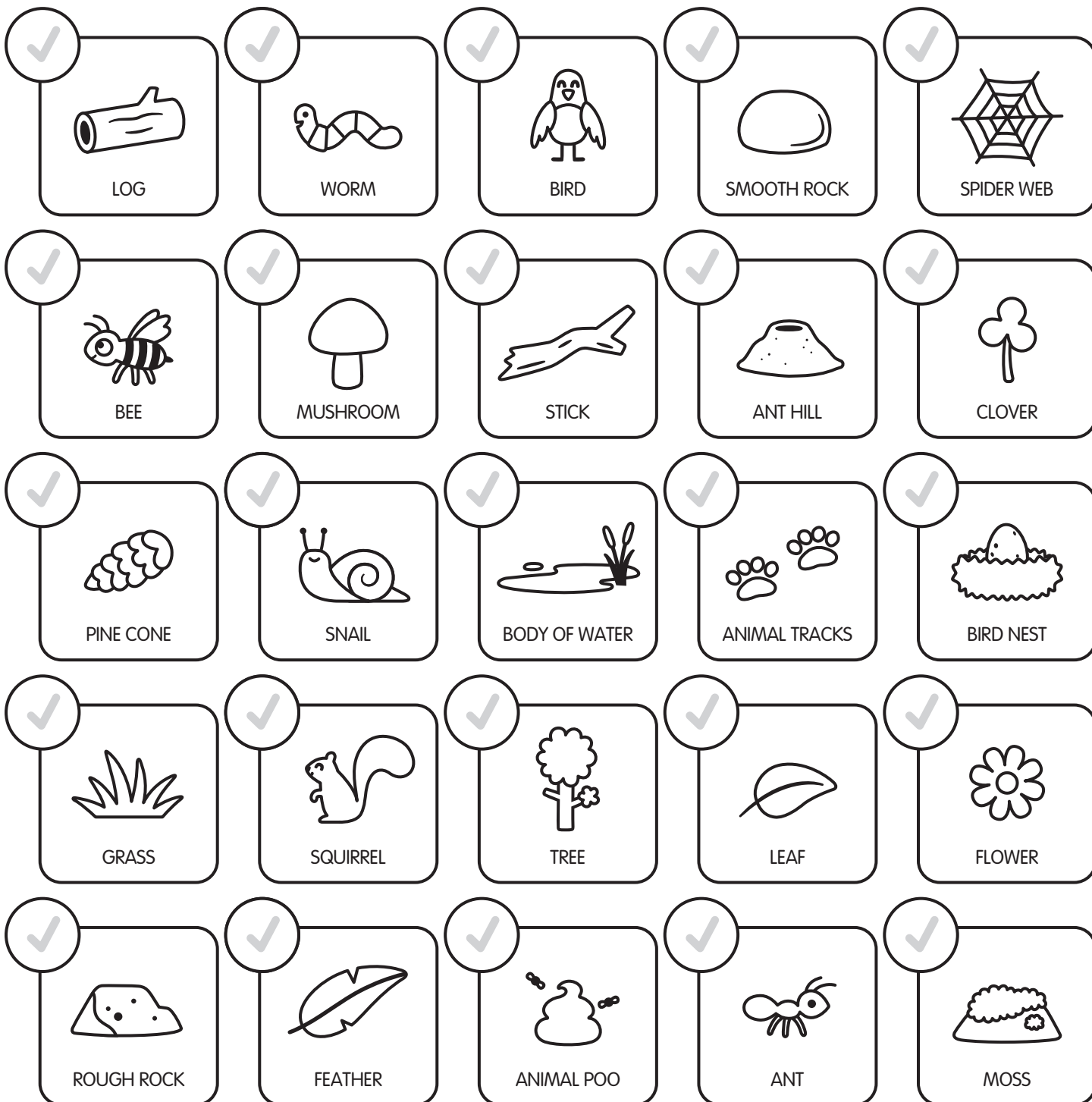
## TUBE COVERS

PLACE OUTER WRAP HERE

PLACE OUTER WRAP HERE

## OUTER WRAP





**Total:** \_\_\_\_\_

### Instructions:

It's a nature scavenger hunt! Plan for a walk outside and bring this list, your binoculars, and a crayon to see how many of these critters and things you can spot in the wild.

**SAGO**  
**mini**